



## Electro Surgical Generators

### Maxima

Enertech providing it's widest range of high performance state of the art COST EFFECTIVE Electro Surgical Generators available today in the market. The machines come with Instant Tissue response technology and Tissue impedance measurement systems. These models offer top of the line features like 99 program modes, multiple blend modes, endo cut facility, best monopolar cutting and coagulation performance with precision controlled bipolar output and host of safety features with adherence to EC 60601 guidelines. The range also includes low cost analog models for price conscious customers.



Maxima

### Performance Features :-

➤ **Accessories contact detection during plug in and operation :**

Accessories are detected during plug in and indicator for the footswitch turns red with words "FS" indicating that the same are ready for operation. During Press mode the indicator turns green showing which mode has been activated, reducing chances of wrong mode operation.

➤ **Multiple modes for superior functionality :**

Multiple Modes - 2 Cut modes, 5 Blend modes, 3 EndoCut modes, 2 Spray modes, 2 Fulgurate modes, 1 Dessicate mode, 1 Bi-Cut mode, 2 Bi-coag mode and for all types of procedures and all types of desired settings for superior performance.

➤ **100 Programs memory :**

100 programs memory to save all desired settings for all different cases. Recall on program selection.

## Technical Specification

### Monopolar Modes:

Mode	Max. Power Watt	Rated Load (Ohms)	Program	Operating Frequency
Pure Cut	400 W	500	100	480 khz
Precise Cut	300 W	500	100	480 khz
Blend 1	250 W	500	100	480 khz
Blend 2	225 W	500	100	480 khz
Blend 3	200 W	500	100	480 khz
Blend 4	175 W	500	100	480 khz
Blend 5	150 W	500	100	480 khz
Endo Cut 1	150 W	500	100	480 khz
Endo Cut 2	100 W	500	100	480 khz
Endo Cut 3	75 W	500	100	480 khz


Mode	Max. Power Watt	Rated Load (Ohms)	Program	Operating Frequency
Coarse Spray	120 W	500	100	480 khz
Fine Spray	100 W	500	100	480 khz
Coarse Fulgurate	150 W	500	100	480 khz
Fine Fulgurate	150 W	500	100	480 khz
Dessicate	150 W	500	100	480 khz

### Bipolar Modes


Mode	Max. Power Watt	Rated Load (Ohms)	Program	Operating Frequency
Bi - Cut	120 W	500	100	480 khz
Macro	120 W	500	100	480 khz
Micro	80 W	500	100	480 khz

## Standard Accessories

Monopolar Double Pedal Footswitch / Bipolar Single Pedal Footswitch



Patient Plate With Cable Cord Autoclavable




Silicon Patient Plate ( Optional )



Chuk Handle With Electrode Autoclavable



Bipolar Forcep Autoclavable With Cable



Disposable Hand Switch Pencil Imported



**Maxima**
**CUT**

Pure Cut	- 400 W
Precise Cut	- 300 W
Blend 1	- 250 W
Blend 2	- 225 W
Blend 3	- 200 W
Blend 4	- 175 W
Blend 5	- 150 W
Endo Cut 1	- 150 W
Endo Cut 2	- 100 W
Endo Cut 3	- 75 W

**COAG**

Coarse Spray	- 120 W
Fine Spray	- 100 W
Coarse Fulgurate	- 150 W
Fine Fulgurate	- 150 W
Dessicate	- 150 W

**BIPOLAR**

Micro	- 80 W
Macro	- 120 W
Bi-Cut	- 120 W

**100 Programs Memory**

**Monopolar Hand Switches Output**
**Active Monopolar Output**
**Bipolar Output**
**Patient Plate Input**